

The page features a decorative border with orange, blue, and brown segments. Two overlapping, tilted rectangular frames with double outlines are positioned in the upper half of the page.

Year in Prekindergarten 2011-2012

Purpose of the Portfolio

The purpose of this portfolio is to give an overview of your child's progress in all the developmental areas throughout the school year. Samples of your child's work are collected and used to show his/her learning. Your child helps to make decisions about what to put into this portfolio. They are accessible to you and your child at anytime throughout the school year.

The work samples collected in this portfolio will give you an idea of the curriculum and daily activities used in our prekindergarten program.

During the preschool years, young children greatly expand their knowledge, understandings and abilities. They actively explore and discover their world through experiences using their senses of touch, sight, smell, hearing and taste.

In this portfolio you will see examples of your child's progress in five major areas of development:


- Social-emotional Development
- Physical Development
- Intellectual Development
- Spiritual Development
- Language and Literacy Development

You will also find a section on the different projects your child participated in throughout the school year.

Social-emotional Development

Social-emotional development involves the emerging social skills, emotional resilience and personal self-confidence important in well-being and social involvement.

- Self-concept, self-image and self-confidence
- Self-control and self-regulation
- Interaction with others
- Social problem solving



Families

Families are very important in the lives of children. We try to involve them as much as possible in the classroom. The children often talk about their families and their homes.

Social-emotional Development



Children learn to become social by experiencing interaction with others. Children learn social rules such as taking turns and using their words to express their needs. Children are also encouraged to respect themselves, others and the environment. They learn kindness and caring by watching others and by being reminded of acceptable behaviour.

Write about the picture demonstrating social-emotional development

Write about the picture demonstrating social emotional development

Social-emotional Development



Self Portraits

Throughout the year we collect pictures the children have drawn of themselves and their families. From the portraits you can see your child's developing awareness of their own body image and the development of their hand muscle control.

Social-emotional Development



Self Portraits


Physical Development

Physical activity promotes overall development and stimulates neural connections. It is a foundational aspect of growth and well-being in children.

- Large muscle growth, balance and climbing
- Fine motor and perceptual skills
- Personal health and safety



Write about the picture illustrating physical development...




Physical Development




Small Muscle

Children develop hand eye co-ordination by using materials that help strengthen the muscles in their hands.

Write about picture illustrating small muscle activities and development




Write about picture illustrating small muscle activities and development



Physical Development




Small Muscle



Write about picture illustrating small muscle activities and development

Write about picture illustrating small muscle activities and development



Physical Development



Large Muscle

Children explore activities that develop their large muscles. We use our gym, fitness centre, classroom and outdoor space to give the children opportunity for daily physical, active play.

Write about picture illustrating small muscle activities and development

Write about picture illustrating small muscle activities and development

Physical Development



Large Muscle

Write about picture illustrating small muscle activities and development

Write about picture illustrating small muscle activities and development


Intellectual Development

Intellectual development concerns the emerging powers of knowing, reasoning and understanding.

- Imagination - "as if" behaviour; fantasy - "what if" thinking; begin to understand the difference between fantasy and reality
- Creativity and invention
- Understanding quantity and space
- Understanding the physical and natural environment and appreciating the natural world and their role in preserving the environment
- Conceptual thinking



Write about the inquiry
taking place in the
photo




Intellectual Development



Colours

As they play and share experiences children begin to distinguish colours. Children recognize colours in the world around them. First children sort and match colours, then they name them.



Write what was taking place in this photo that demonstrates colour discovery.



Write what was taking place in this photo that demonstrates colour discovery.

Intellectual Development



Mathematics

Through a variety of experiences such as sorting, matching, comparing and counting, children develop their understanding of the role of mathematics in their lives.

Write what was taking place in this photo that demonstrates math discovery.



Write what was taking place in this photo that demonstrates math discovery.

Intellectual Development



Science

Children are encouraged to try new things and to experiment with materials in different ways. The way they explore these materials provides opportunities for children to question, to observe and to experiment.



Write what was taking place in this photo that demonstrates science discovery.



Write what was taking place in this photo that demonstrates science discovery.

Intellectual Development



Dramatic Play

Dramatic play is a natural part of children's lives. Children dress up and use props as they pretend and involve themselves in imaginative play. As children talk and play together they learn problem solving, social skills, language development and stimulate their thinking skills.

Write what was taking place in this photo that demonstrates science discovery.

Write what was taking place in this photo that demonstrates science discovery.

Spiritual Development

Spiritual growth involves more than meets the eye, more than material objects and more than the obvious. It creates wonder that initiates a response.

- Children are naturally curious about their world
- Appreciate the natural world and observe beauty in what they see, hear and do in their surroundings




Write about the picture illustrating
spiritual development...

Spiritual Development




Nature Walks

There are several opportunities throughout the year to study the outdoor environment; go on nature walks, attend field trips and participate in special projects that contribute to awareness and develop a respect for nature.



Write about the picture illustrating an experience outdoors.

Write about the picture illustrating an experience outdoors.




Spiritual Development




Music

Musical activities are incorporated into the daily life of the classroom. The children hear music, make music and move to music. They are able to experience themselves through music and dance. There are a variety of simple musical instruments that are available to the children at playtime.

Write about the picture
and the musical experience
taking place



Write about the picture and the
musical experience taking place




Language and Literacy Development

Children construct emergent language and literacy skills as they develop in all areas. Language is basic to learning in all cultures and communities. The following pages show the processes that contribute to language and literacy development.

These areas are interrelated and interdependent. Growth in one area reinforces and promotes growth in the other areas. Each of the processes of viewing, representing, listening, speaking, emergent reading and writing contribute to language and literacy development. Social play promotes the areas of viewing, representing, listening, speaking, and emergent reading and writing. Play enables children to build the skills and strategies associated with each of the areas.



Describe how the picture demonstrates exploration with language and literacy




Language and Literacy Development



Viewing

This is the process of comprehending and responding to what has been viewed or seen. It enables children to use visual elements to construct meaning in what they are viewing.



Describe the picture and how it relates to viewing.

Language and Literacy Development




Listening and speaking

Children communicate their thoughts and feeling, different experiences ,as well as information and opinions. They begin to understand themselves and others.



Write about listening/
speaking taking place in the
photo

Write about listening/
speaking taking place in the
photo



Language and Literacy Development




Emergent Reading and Writing

Young children begin to demonstrate knowledge of print, book-handling skills and reading like behaviours. They begin to understand that their ideas can be communicated through symbols, letter-like shapes, letters and words found in writing.

Here is a sample of writing from the first few weeks of school.


Write about the picture that illustrates reading/writing



Language and Literacy Development



Emergent Reading and Writing



Write about the picture
that illustrates reading/
writing


Here is a sample of writing
that shows how much we
have improved since the be-
ginning of school!

Language and Literacy Development




Representing

The children representing their ideas, thoughts and feelings using visual, dramatic and other media. Representing enables children to communicate information, ideas and experiences through drawing, dramatization, models and other mediums. The following pages are several examples of representing through art. The art centre is a place where children are encouraged to create and explore. The children's artistic creations are the languages they use to express their growing knowledge of the world.



Enjoying time at the art centre!

Amazing creativity!



ART




Insert duplicate pages of this page if needed to put pictures or scans of art work on, or just original art work behind previous page. Can insert picture placeholders if needed.

Projects



Can create a template
for a project once pro-
ject has been explored
in class.... Then paste it
into this section.... Will
require several pages...



Projects

Throughout the year the children's interests decide what we will be learning. Projects are planned with the children and the teachers. These projects show how children develop their understanding of the world around them.



Write about the picture illustrating exploration during a project....

